

## Summer ZEARN for Rising 1<sup>st</sup> Graders

### Summer Math Intensive Series: Rising 1st Graders

For rising 1st graders, the K Summer Intensive Series focuses on the essentials of kindergarten content: counting! The Summer Intensive Series can be tackled digitally and is intended to build the number sense that rising 1st graders need.

Content for Rising 1st Graders: 170 Digital Activities			
<b>K Digital Activities</b>	Kindergarten is all about learning to count with deep understanding. Completing all Kindergarten Digital Activities will enable students to practice counting, addition, embedded numbers, and decomposing and composing numbers up to 20 using interactive five frames, ten frames, number bonds, and more.	Kindergarten Digital Activities are short and engaging, and they're designed to build number sense. Each Activity takes ~10 minutes. Rising 1st graders should complete all Kindergarten Digital Activities.	<b>Numbers to 5</b> 50 activities
			<b>Numbers to 10</b> 50 activities
			<b>Numbers to 15</b> 35 activities
			<b>Numbers to 20</b> 35 activities



# Summer ZEARN for Rising 1<sup>st</sup> Graders



At Zearn, we believe that Summer 2022 is an important opportunity to accelerate our collective work to help all students catch-up and move forward with their learning.

## Introducing Zearn Summer 2022 Math Intensive Series

Zearn's Summer 2022 Intensive Series are designed based on learnings of the over 8.5B math problems completed on our math platform: where students struggle and the specific foundational support that kids need to access grade-level math content. During the academic year, we identify and recommend these foundational lessons to teachers so they can be used for deeper interventions. Our Summer Series pulls-forward these recommendations into coherent summer math experiences. Each Summer 2022 Intensive Series offers coherent, focused 4-week sequences that build the strong foundations all rising 1st through 9th graders need to move forward during the 22-23 academic year.

## Comprehensive materials for 4-6 week programs

Each Series consists of top-rated materials that can be used flexibly across summer programs:

- **Daily digital math lessons** offer a consistent structure of learning activities, designed to accelerate learning by integrating unfinished learning into the context of new learning. Students explore new concepts with real on-screen teachers, visualization of every math concept, interactive problem solving, and guided paper-and-pencil Student Notes.
- **Materials for hands-on problem solving** offer teachers and tutors daily application problems they can use to facilitate lively math discussions where students explore different ways to solve problems, unlocking creativity and joy with math.
- **Real-time reports on student learning** provide visibility into student learning and where students need additional support to move forward in their learning.

## Focused on the big ideas of math

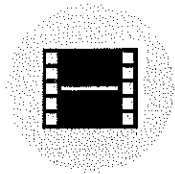
Each Summer 2022 Math Intensive Series deeply explores the big ideas of math to build the dense connections students need during the upcoming school year. In younger grades, students explore one big idea, like addition and subtraction. In older grades, students tackle longer sequences covering a few big ideas, building a strong foundation in critical capstone content that they will need for success in later grades.

**Recommended Usage:** In each 4-6 week program, rising 1st through 3rd graders should complete 1 lesson each day (~30 minutes). Rising 4th graders through rising 9th graders should double up on lessons, completing 2 lessons each day (~60 minutes) throughout the summer program.

Explore the content of Zearn Summer 2022 Math Intensive Series on the following pages:



Family support boosts learning, and Lexia is here to help. Try these fun games and activities to reinforce and build your growing reader's literacy skills from home.



## Act It Out

Support early reading skills by making word cards together and playing charades. Work with your growing reader to sound out – or decode – simple words, like *dig*, *sad*, *wet*, *hop*, and *gum*. These words start and end with a consonant and have a single vowel in the middle.

Then, take turns acting out the words. Encourage players to guess each word *and* write it!



## Listening Lab

*Porcupine. Basketball. Astronaut.* What do these words have in common? They all have three "beats" – called syllables – when they're said aloud. Understanding syllables in words is important for learning to read.

To build syllable knowledge, grab a game board, and try this fun activity. Take turns saying a word from a given category, such as animals or sports. Players can count the syllables in each word and move a token that number of spaces on the game board.

Next time, use words from one of these categories:

months of the year

places in the world

fruits & vegetables

kitchen objects

book characters

musical instruments



## Word Play

Paper chains for word learning? Yes! A word chain is a set of words that change by one sound at a time. Word necklaces go one step further. They start and end with the same word. Here's an example:

**bat → bet → bit → big → pig → pin → pit → pat → bat**

Have your growing reader write word chains on interlocking loops of paper to create a necklace of words. Here are some other word chains to keep the fun going:

**cat → rat → rag → bag → big → dig → dog → log → lot → cot → cat**

**top → tip → rip → rim → ram → yam → ham → hat → hit → hot → hop → top**



# READ@HOME

KINDERGARTEN LITERACY BUILDING ACTIVITIES




## Get Moving

Exercise for mind and body! Write letters on the ground with chalk or masking tape. Have your growing reader jump to each letter and sound as you say it. Bonus points for naming a word that begins with that sound!

You can also try this activity with simple sight words, such as *the, one, here, said, and two*. For this version, have kids jump to each word and earn bonus points for using the sight word in a sentence.

If this activity is a hit, try it with these sight words next time:


they	four	where
are	all	three
she	there	who
you	has	said
my	what	down



## Beat the Clock

Work with your growing reader to match upper- and lowercase letters. Create pairs of word cards, one card for each uppercase letter and another card for the matching lowercase letter. Shuffle the cards, and lay a set of them face up on a table.

Then, it's time to beat the clock! Have kids make as many upper- and lowercase letter matches as they can in a minute.



## Photo Booth

Reinforce sounds and letters with this photo-taking activity. Have your growing reader write their name and say the name of each letter along with the sound it makes. Then, have them take photos of things that begin with those sounds.

You can try this activity with the names of friends and family members, too. Kids can challenge you to use their photos to figure out each name!



## Scavenger Hunt

*Shiny. Smooth. Dry.* Encourage your growing reader to use describing words like these — called adjectives — to help them focus on details and develop a rich vocabulary. Here's a fun activity to get started.

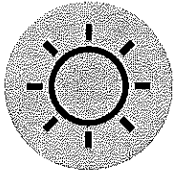
Talk about the meaning of each adjective, have your reader use it in a sentence, and brainstorm related words together. Then, send them on a scavenger hunt for items that fit each description!

Next time you read together, point out these and other describing words. Write them down, use them daily, and try more scavenger hunts!

long	tall	huge
round	tiny	fun
soft	cold	heavy
bouncy	flat	furry
square	sticky	hard








## Summer Reading Bingo Challenge

Your growing reader can boost their literacy skills all summer long with these fun activities. Have them go for five in a row, or try to fill the whole board!

<p>Have someone read a sentence from one of your favorite books. Repeat the sentence, taking a giant step each time you say a word. Try again with different sentences.</p>	<p>Play a rhyming game with a partner. Pick a word, and say rhyming words as you pass a ball back and forth. Play again with a new word to rhyme.</p>	<p>Think about your favorite story. Where do the characters live? Where does the action happen? Draw a map that includes details from the story.</p>	<p>Go on an indoor camping trip. Drape a sheet over two chairs to make a tent, bring a book, grab a flashlight, and go camping!</p>	<p>Think of an activity you do every day, like brushing your teeth or tying your shoes. Use the words <i>first</i>, <i>next</i>, and <i>finally</i> to describe each step in the process.</p>
<p>Pick a category, like animals, and name as many things as you can in one minute. Play again with another category, and try to beat your record!</p>	<p>Go on a sound scavenger hunt. Pick a letter, and say the sound it makes. Look for objects that begin with that sound. Keep track by making a list or taking photos.</p>	<p>Create a set of letter cards, one card for each uppercase letter and another for the matching lowercase letter. Shuffle the cards and see how fast you can match them all!</p>	<p><i>the • one • two • are • here • go • my • you</i> Write each sight word on a note card. See how quickly you can read them all. Then, try to beat your record!</p>	<p>How many syllables, or beats, do you hear when you say your name? Clap your hands for each syllable. Clap out the syllables in the names of friends and family members, too.</p>
<p>Draw a picture of yourself standing next to a book character. Explain to a friend or family member how you and the character are the same and how you are different.</p>	<p>Count the syllables, or beats, you hear when you name the months of the year. Which month has the most syllables? Which has the fewest?</p>	<p><b>FREE</b></p>  <p><b>SPACE</b></p>	<p>Plan a birthday party for your favorite book character. Make an invitation and "send" it to other characters. Be sure to fill the party with things the character would like.</p>	<p>Tell a friend or family member about your favorite story. Describe it in three parts: the beginning, the middle, and the end.</p>
<p>Set up a reading nook. Make it comfortable with pillows, blankets, and stuffed animals. Be sure to leave room for your favorite book!</p>	<p>Draw a picture with interesting details. Tell a story about your picture. What's going on? What happened before? What will happen next?</p>	<p>Tell a friend or family member about your favorite informational book. Explain the main idea, and tell about three important details.</p>	<p>Write your name. Draw a picture (or take a photo) of something that begins with the same sound as each letter in your name.</p>	<p>Pretend to be a character from your favorite book. Dress up to look like that character, and talk in a voice you think they would use.</p>
<p>Write letters on the ground with chalk. Jump to each letter, and say the sound it makes. Then, name a word that begins with that sound!</p>	<p>Share your favorite book with a friend or family member. Show the front cover, the title, the author, and the illustrator. Then, show and describe your favorite page.</p>	<p><i>long • bouncy • cold • flat • furry • tiny • tall</i> These are all describing words. Go on a scavenger hunt for items that fit each description!</p>	<p>Say five words that begin with the same sound as <i>cat</i>. Then, say five words that end with the same sound as <i>cat</i>. Finally, say five words that rhyme with <i>cat</i>.</p>	<p><i>blue • all • do • has • what • who • said • to</i> Write each sight word on a note card. See how quickly you can read them all. Then, try to beat your record!</p>

